

**No.F.3(5-2596)-FWPM/SHFWS/2012**  
National Rural Health Mission  
Health & Family Welfare Department  
Government of Tripura


16<sup>th</sup>  
August 2013

**MEMORANDUM**

Henceforth and until further order, District Family Welfare Officer of the concerned districts shall act as District Nodal Officer for smooth management of "**Distribution of Pregnancy Test Kits (PTKs) at Sub-centres & below and their utilization through ASHAs**" scheme. The said Nodal Officer would have the responsibility for smooth supply up to the ASHA level along with proper utilization of PTKs at the district level.

2. The function of District Nodal Officer of the aforesaid scheme is as under:-
- (i) Orientation of all the MOs, ANM and ASHAs regarding the utilization of PTKs.
  - (ii) Help in calculating the projected requirement for PTKs in a given financial year (well within 150 kits per Sub-centre and maintaining required buffer stocks).
  - (iii) Ensure timely supply of PTKs to Sub-centres and ASHAs.
  - (iv) Monitor the usage of PTKs at PHC/ CHC through **Format-C** (as per enclosed guidelines of MoHFW, GOI).
  - (v) Sending monthly report to State as per **Format-B** (as per enclosed guidelines of MoHFW, GOI) on regular basis..
3. This takes immediate effect from the date of issuance of the memorandum.

Encl: As Stated

  
(Smt. B. Basfore)  
Deputy Secretary to the  
Government of Tripura

To

The District Family Welfare Officer  
West/ Sepahijala/ Khowai/ Gomati/ South/ North/ Unakoti/ Dhalai

Copy for information to:-

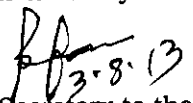
1. The Director of Health Services, Govt. of Tripura.
2. The Director of Family Welfare & PM, Govt. of Tripura.
3. The Medical Superintendent, IGM Hospital/ GBP, Agartala.
4. The Branch Officer (NRHM) cum State ASHA Nodal Officer, Govt. of Tripura.
5. The Medical Superintendent, Unakoti District Hospital, Kailashahar/ Gomati District Hospital, Udaipur/ Kulai District Hospital.
6. The Chief Medical Officer, West/Sepahijala/ Khowai/ Gomati/ South Tripura/North / Unakoti/ Dhalai.
7. The SDMO, Bishalghar/ Melaghar/ Khowai/ TS SDH /Belonia/ Sabroom/ Amarapur/ Dharmanagar/ RGM SDH /Kanchanpur/ Kamalpur/ Gandacherra/ L.T. Valley.
8. The Website Cell, NRHM, Tripura for hoisting in the NRHM Website.

Copy also to:

1. PS to the Hon'ble Minister of Health & Family Welfare, Govt. of Tripura.
2. PS to the Additional Chief Secretary, Govt. of Tripura.
3. PA to the Mission Director (NRHM), Govt. of Tripura.

Copy also forwarded to:-

1. The District Magistrate & Collector, West/Sepahijala/ Khowai/ Gomati/ South /North / Unakoti/ Dhalai for information.
2. Dr. S.K. Sikdar, Deputy Commissioner, Govt. of India, Ministry of Health & Family Welfare, Nirman Bhavan, New Delhi-110108 for information.

  
Deputy Secretary to the  
Government of Tripura

**DETAILED GUIDELINES & MONITORING MODALITIES FOR THE UTILISATION OF PREGNANCY TESTING KITS (PTKs) AT SUB-CENTERS & BELOW**

**GENERAL GUIDELINES:**

1. Each Sub-center in the country is entitled to receive PTKs based on its projected requirement, but not exceeding 150 kits per year.
2. The PTKs would be directly supplied to the State by GOI. The State should put in a mechanism to ensure that necessary steps are taken on priority for further distribution of PTKs to Sub-centers through its own system of logistics management, timely and regularly for ensuring appropriate utilization of kits.
3. The State should ensure that 5% of the total stock of PTKs supplied by GOI is kept as buffer before dispatching to districts. Districts, in turn, should keep 5% of the stock received from the state as buffer and rest may be dispatched to sub-centers.
4. The sub-centers should ensure that 50% of the received stocks of PTKs are distributed equally among the ASHAs attached to the sub-center and replenish their stock strictly on the basis of performance and not on normative basis.
5. The ASHA shall replenish her stock every month from the Sub-center.
6. The PTKs will be a part of ASHA drug kit and are meant to be distributed free of cost to the clients in field by ASHAs.
7. No transport cost for carrying the PTKs is admissible to the ASHA, as the monthly stock requirement per village would be a part of the ASHA drug kit.

**ROLES AND RESPONSIBILITIES:**

**STATE:**

1. The State would designate a nodal person to manage and monitor the scheme.
2. The State would orient the CMOs of all the districts.
3. CMOs would further orient MOs as well as other district officials including the ANMs and ASHAs on the details of the scheme.
4. Communication material comprising of banners, posters and leaflets etc. available with GoI as well as developed locally should be disseminated at all levels.

**MO I/C of PHC, ANM would:**

1. Ensure all ASHAs collect supply from sub-centre.
2. Verify ASHAs' performance on a monthly basis.
3. Ensure that the ASHAs are giving correct information to clients regarding the method of use of PTKs and orient them in their monthly meetings.

**ASHA would:**

1. Regularly collect stock from Sub-center.

2. Inform the clients/ women in reproductive age group in her area regarding availability of PTK.
3. Inform the potential clients (women in reproductive age group) regarding advantages of early detection of pregnancy with PTK.
4. Deliver PTK to the client as per perceived need and tell her the correct method of usage (Refer Annexure II).
5. Help in interpretation of result, if required.
6. Refer the woman for appropriate care as the need may be:
  - If test is "Positive"
    - Woman wants to continue pregnancy- Refer the client for ANC registration and check-ups
    - Woman wants to terminate pregnancy- Refer to a service provider for safe abortion services
  - If test is "Negative"
    - Woman does not want to get pregnant- Counsel on family planning methods, Provide OCPs / Condoms, "OR" refer to health facility for other methods like IUCD, sterilization
    - Woman wants to get pregnant- Refer to a service provider (Screening for RTI/STI or treatment for infertility, as the case may be)
7. The ASHA would report monthly progress to Sub-center in the following format (Format-A):

**Format A: Reporting by ASHA**

Date	Name of the woman	Address with contact details	Age	PTK provided	Result of test (Positive "OR" Negative)	If Positive woman referred to service provider (Y/N)	If negative, woman counselled on contraceptive use (Y/N)	Any other remarks	Name of ASHA	Signature

**MONITORING MECHANISM:**

The supply and utilization of PTKs will be monitored closely at the SHC, PHC, district and state levels.

**State Nodal Officer:**

State nodal officer for family welfare would have the overall responsibility for smooth supply up to the ASHA level along with proper utilization of PTKs. He/ She would be responsible for the following tasks:



3. This report must be sent to the districts every month, which in turn would compile entire districts' data and send to State.

**ANM (at Sub-center level):**

1. ANM at the sub-center would be responsible for distribution of PTKs to the ASHAs.
2. ANM would keep a register in place which would have records of individual ASHA-wise distribution of PTKs and utilization
3. Additionally ANM would also maintain record of total supply received at the Sub-center and its utilization; see format (Format-D) below:

Format D: Distribution of Stock to ASHA and Utilization at Sub-center and through ASHA						
Sub-Centre						
District						
Month						
SN	Stock received	Stock Distributed to ASHA	Stock used at Sub-Center	Balance available	Remarks	
<b>ASHA Wise Details</b>						
SN	Name of ASHA	Address with contact details	Stock received	Stock used	Balance available	Signature
1						
2						
3						
4						

### Pregnancy Testing Kit (PTK)

#### 1. What is Pregnancy Test Kit (PTK)?

- A simple to use five-minute procedure, which a woman can use for early detection of pregnancy.
- It is available with all ASHAs.
- It is given free of cost to the clients.



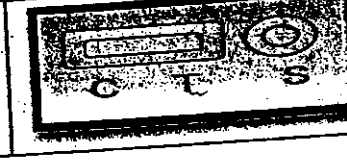
#### 2. When to use the PTK?

- It should be used one week after the missed period.

#### 3. How to use the PTK?

- Check expiry date before using the kit
- Step-1: Perform the test preferably with first morning urine
- Step-2: Collect urine in a clean and dry glass or plastic container
- Step-3: Take out the PTK and place it on a flat surface, just before performing the test
- Step-4: Using the dropper provided with the kit, put two drops of urine in the circular well marked "S" the sample well. Do not spill the urine on the rectangular reading strip marked "C" (Control Area) and "T" (Test Area).
- Step-5: Wait for five minutes then read the results.

#### 4. How to interpret the result?

Result	Image	Interpretation
Two purple lines are appearing in the regions marked "C" and "T"		<ul style="list-style-type: none"> <li>• Test is "Positive"</li> <li>• The woman is pregnant</li> </ul>
Only one purple line is appearing in the region marked "C"		<ul style="list-style-type: none"> <li>• Test is "Negative"</li> <li>• The woman is not pregnant</li> </ul>
No lines appear in the result window		<ul style="list-style-type: none"> <li>• Test is "Invalid"</li> <li>• Perform the test next morning using a fresh kit</li> </ul>

#### 5. What to do next?

- If test is "Positive"
  - Woman wants to continue pregnancy- Refer the client for ANC registration and check-ups
  - Woman wants to terminate pregnancy- Refer to a service provider for safe abortion services
- If test is "Negative"
  - Woman does not want to get pregnant- Counsel on family planning methods, Provide DCPs / Condoms, "OR" refer to health facility for other methods like IUCD, sterilization
  - Woman wants to get pregnant- Refer to a service provider (Screening for RTI/STI or treatment for infertility, as the case may be)